




## Model K150 Gearmotor 3.3" PSC Motor



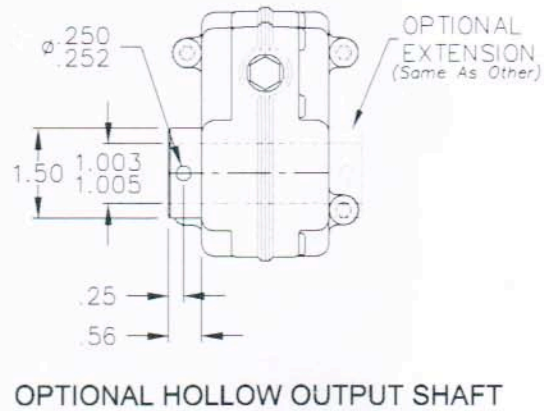
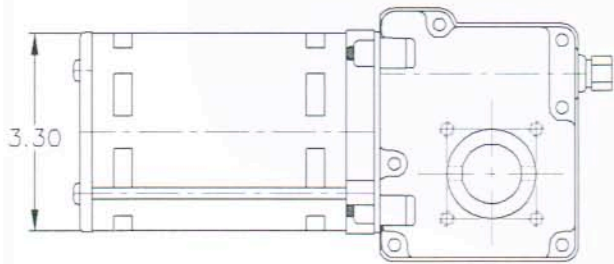
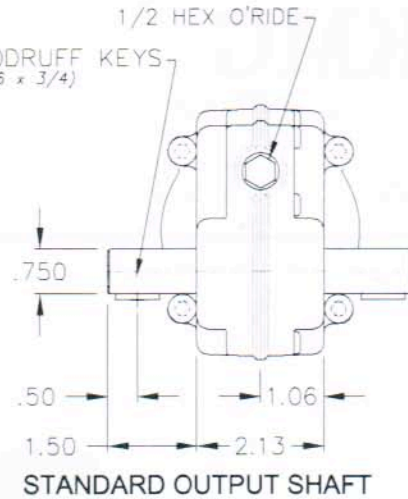
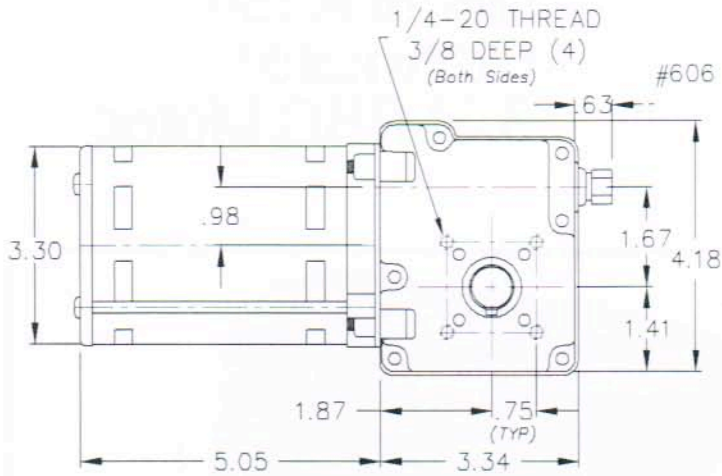
### Specifications:

- 1/10 hp 3.3" Permanent Split Capacitor motor
- 115/60 VAC input
- Open motor, intermittent duty
- Auto-reset thermal protection
- Ball bearings in motor
- Reversible rotation
- Zinc die-cast housing
- Five standard gear ratios
- Steel and bronze precision gears
- Needle and sleeve bearings on gear shafts
- O-ring seal on output shaft
- Permanently lubricated
- All position face mount-both sides

### Options:

- 230 VAC 50/60 Hz input
- Dual 115/230 VAC input
- Lip seal on output shaft
- Single extended output shaft
- Hollow output shaft
- Consult factory for other options

# Model K150 3.3" VENTED PSC Motor



## Torque Chart (inch lbs)

1/10 HP 115 VAC /60 HZ  
4-POLE PERMANENT SPLIT CAP.

RATIO	FULL LOAD RPM	FULL LOAD TORQUE
*40:1	39	60
*79:1	20	110
159:1	10	190
187:1	8	215
215:1	7	215

\*Prone to Backdrive

Overhung load (1" from output boss) not to exceed 200 lbs.



KLAUBER MACHINE & GEAR COMPANY

1101 GEARTECH PARKWAY

PACIFIC, MO. 63069

PH: (636) 257-3002 FAX: (636) 257-3005

www.klaubergear.com